



Enrollment Management and Planning

ACBO October 2020

Overview



- Enrollment Management Planning
 - Operationalization your Strategic or Educational plan
 - Understanding your current SCFF status
 - Target and strategy setting
 - College implementation



District Strategic Plan and SCFF

DSP

Goal 1: Access to Educational Opportunities

- Noncredit
- LA College Promise
- Dual Enrollment

Goal 2: Premier Learning Environments

- Fulltime enrollment
- Adult Enrollments
- Premier facilities and technologies
- Financial Aid

Goal 3: Student Success and Equity

- Decreased time to completion
- Increase degrees, certificates and transfers
- Job placement
- Transfer-level math and English
- Equity in success

Goal 4: Organizational Effectiveness

- Professional development
- Technologies and communication
- Policies and responsiveness

Goal 5: Fiscal Integrity

- Grants and partnerships
- Efficiency in use of resources

SCFF

• Access

- Credit
- Noncredit
- Dual Enrollment

Equity

- AB 540
- Financial Aid

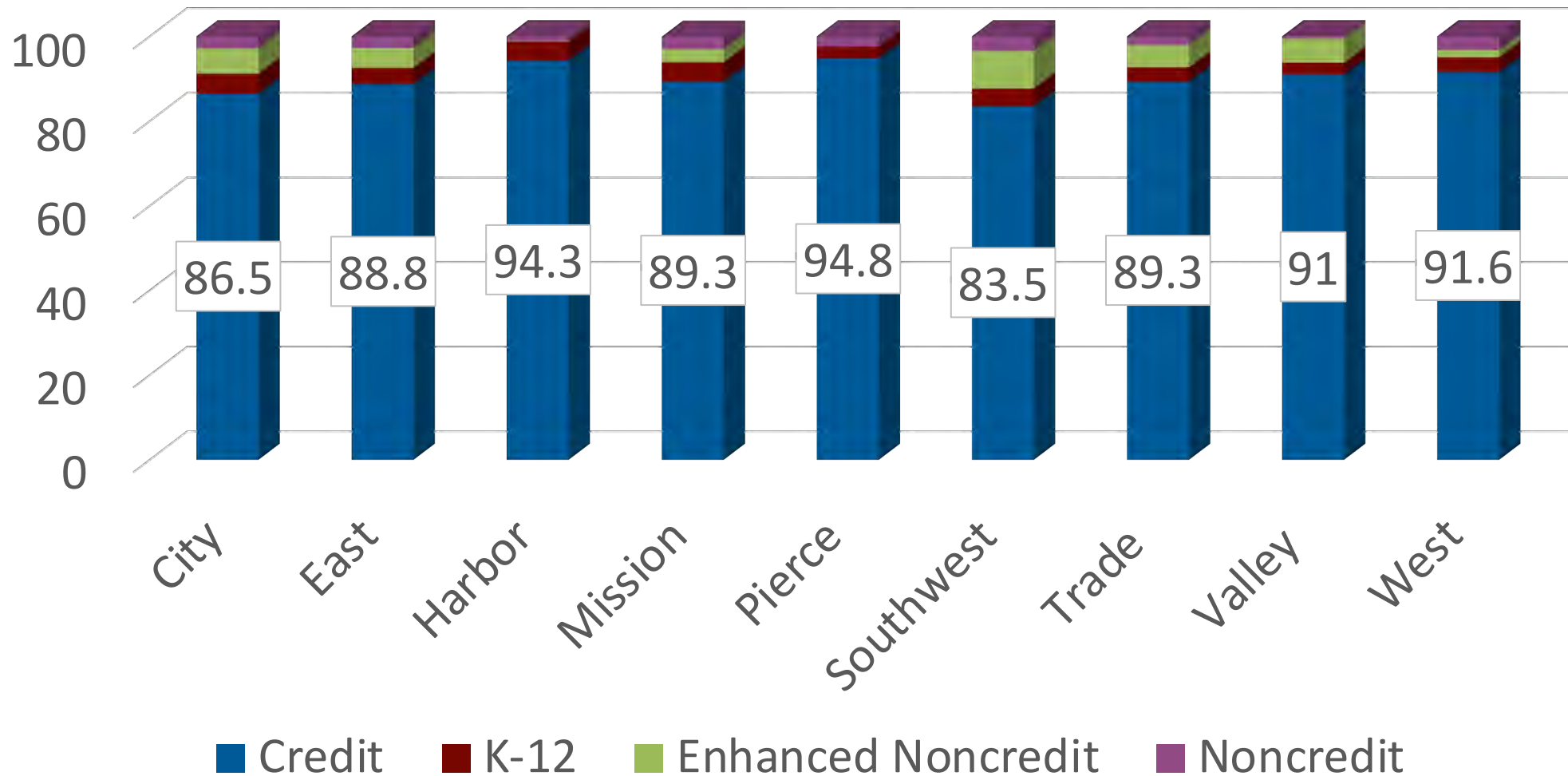
• Success

- Completions
- Core leading indicators

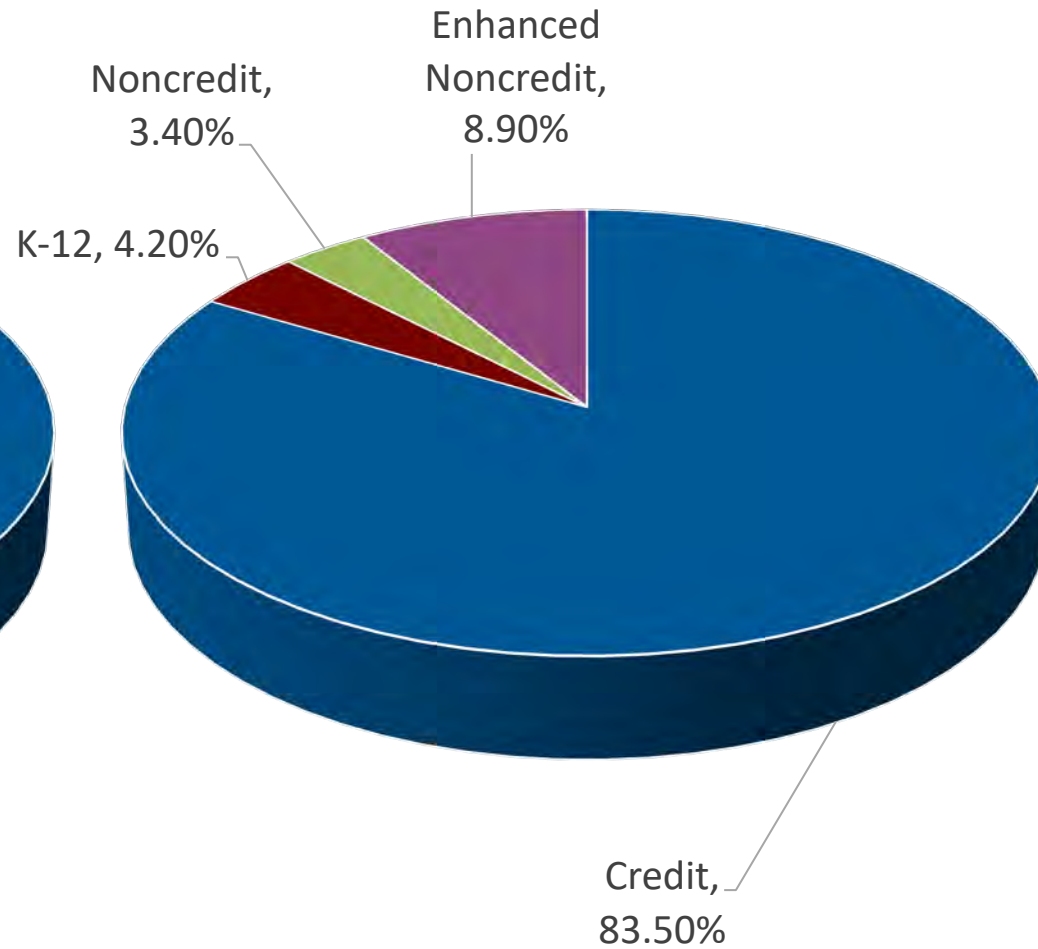
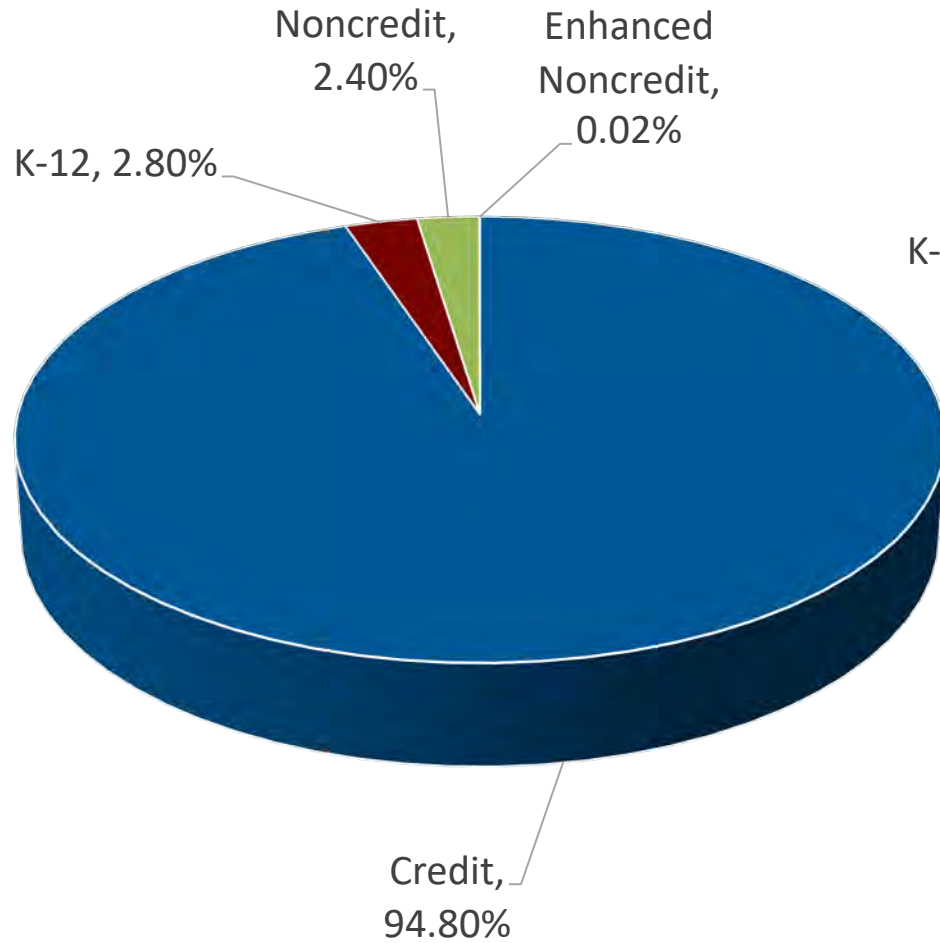
Examine: College Ratios



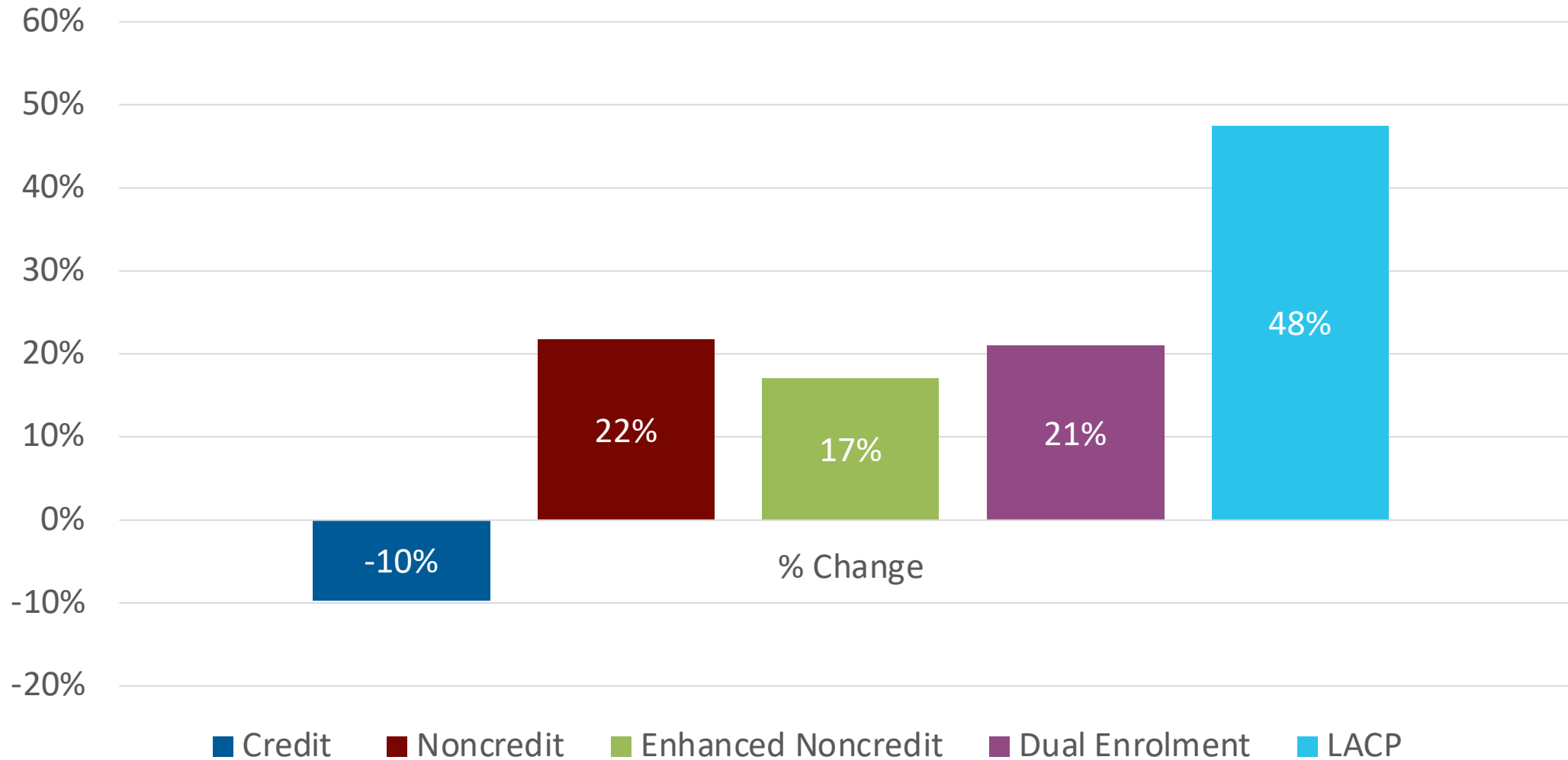
College Distributions



Tale of Two Colleges

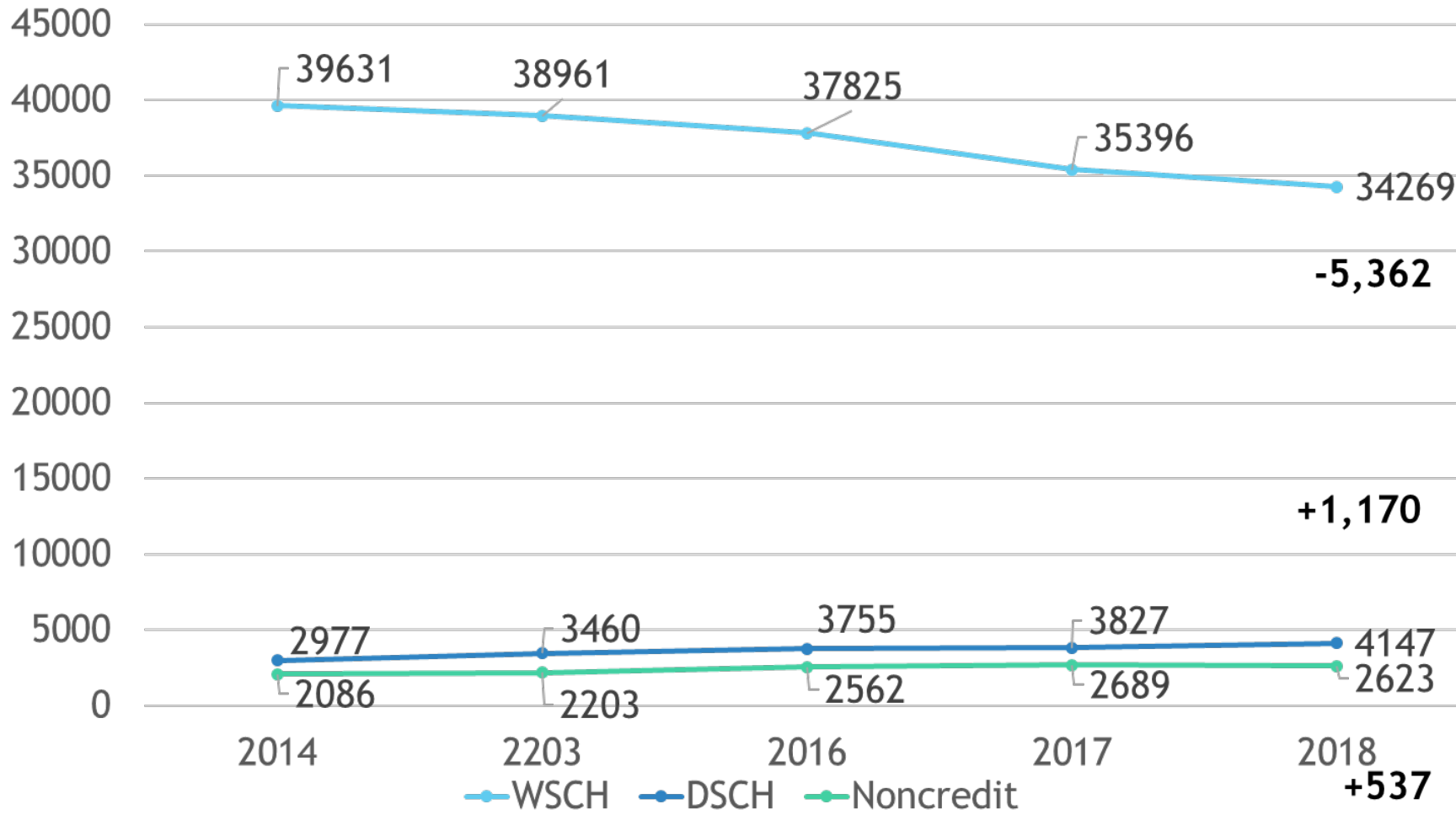


Efforts to date: 5 year trend





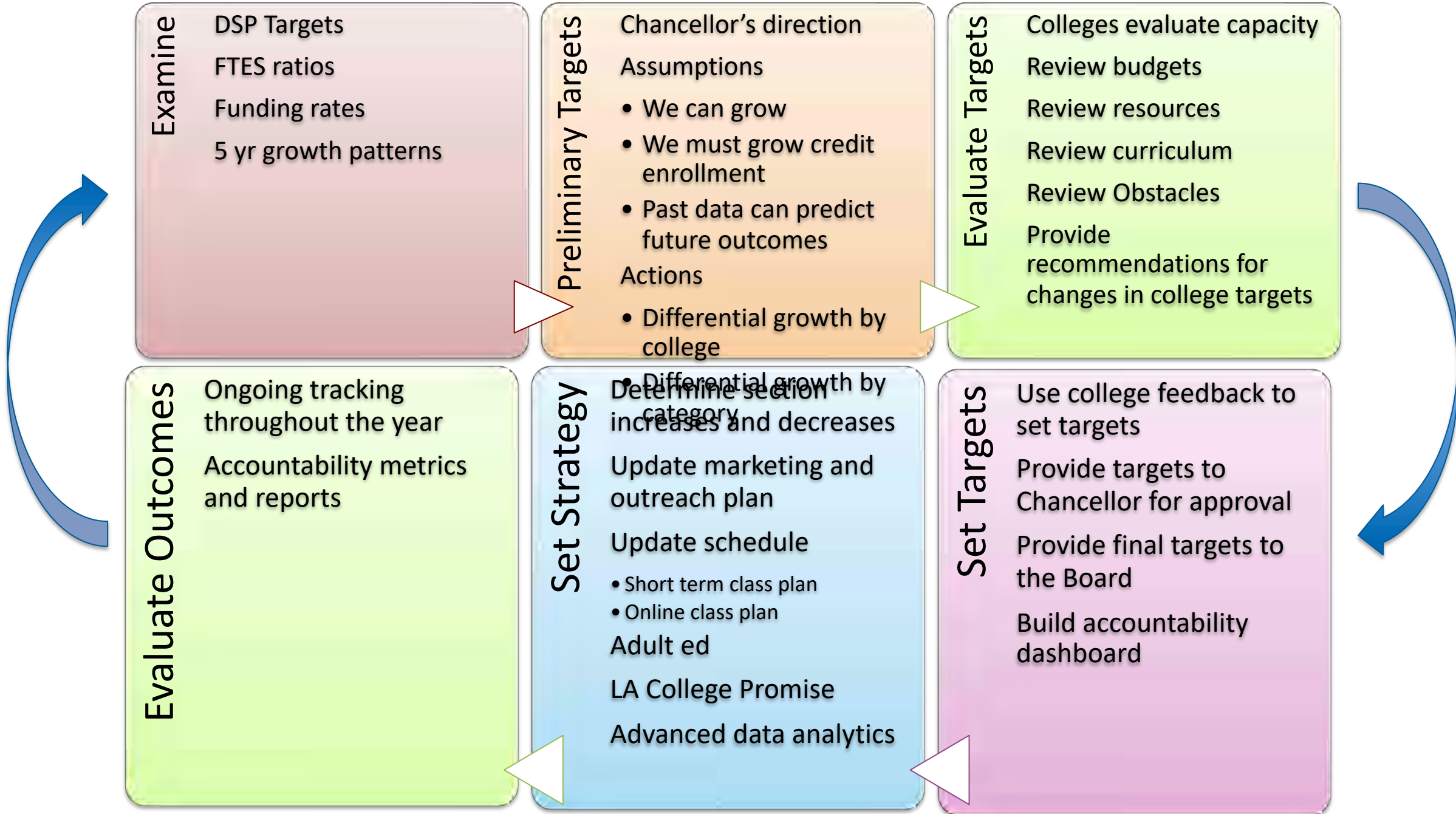
Growth in Short-Term and Noncredit



Preliminary Targets: Assumptions



Component	Target	2020-21 District Growth
Noncredit Enhanced (CDCP)	Identify outliers and bring colleges toward average All other colleges grow at 5-year district annual	8.2%
K-12 (Special Admit)		11.1%
Noncredit Regular		4.2%
Credit Growth		1.1%



Set Strategies



Component	Strategies
Student Responsive Scheduling (1.2; 1.4; 3.1; 5.4)	<ul style="list-style-type: none"> • <u>Implement short-term class growth</u> • <u>Increase CCAP agreements</u> with schools serving low-income and historically under-represented student groups • Revised models for enrollment targets • Integrated student level analytics • Revised scheduling components
Re-engage Opportunity Adults (1.3; 1.4; 2.3; 3.4)	<ul style="list-style-type: none"> • Increase adult education <ul style="list-style-type: none"> • Program and course development • <u>Initiate Noncredit Online options</u> • <u>Adult receptive schedules and services</u> • Short-term scheduling and packaging of CTE programs • Enhanced marketing and advertising year-round schedule
End-to-End Student Experience (1.1; 2.1; 2.2; 2.5; 2.6; 2.7; 3.2; 3.3, 3.5; 3.6; 4.4)	<ul style="list-style-type: none"> • <u>Guided Pathways</u> • LA College Promise • <u>Improved customer service</u> • <u>Improve student facing technologies</u> <ul style="list-style-type: none"> • Website redesign • Degree audit expansion • Early alert systems

College Parameters and Target Setting



LACC - ENROLLMENT TARGETS (2020-2021)

FTES	2020-2021 (TARGETS)				
CAMPUS	TOTAL CREDIT (Excl. K-12)	K-12 Only	TOTAL NON-CREDIT (Regular)	TOTAL NON-CREDIT (Enhanced)	TOTAL (TARGET) 2020-2021
GROWTH IN FTES	1.0%	6.9%	4.7%	9.5%	2.2%
City	9,090	727	110	1,146	11,073
CHANGE in FTES	90.00	47.17	4.90	99.79	241.87



Regular reporting

- Daily Enrollment, headcount and sections
- Weekly SCFF reports
- Quarterly college meetings to review SCFF and fiscal standing
- Success Tracking and Dashboards

Weekly SCFF



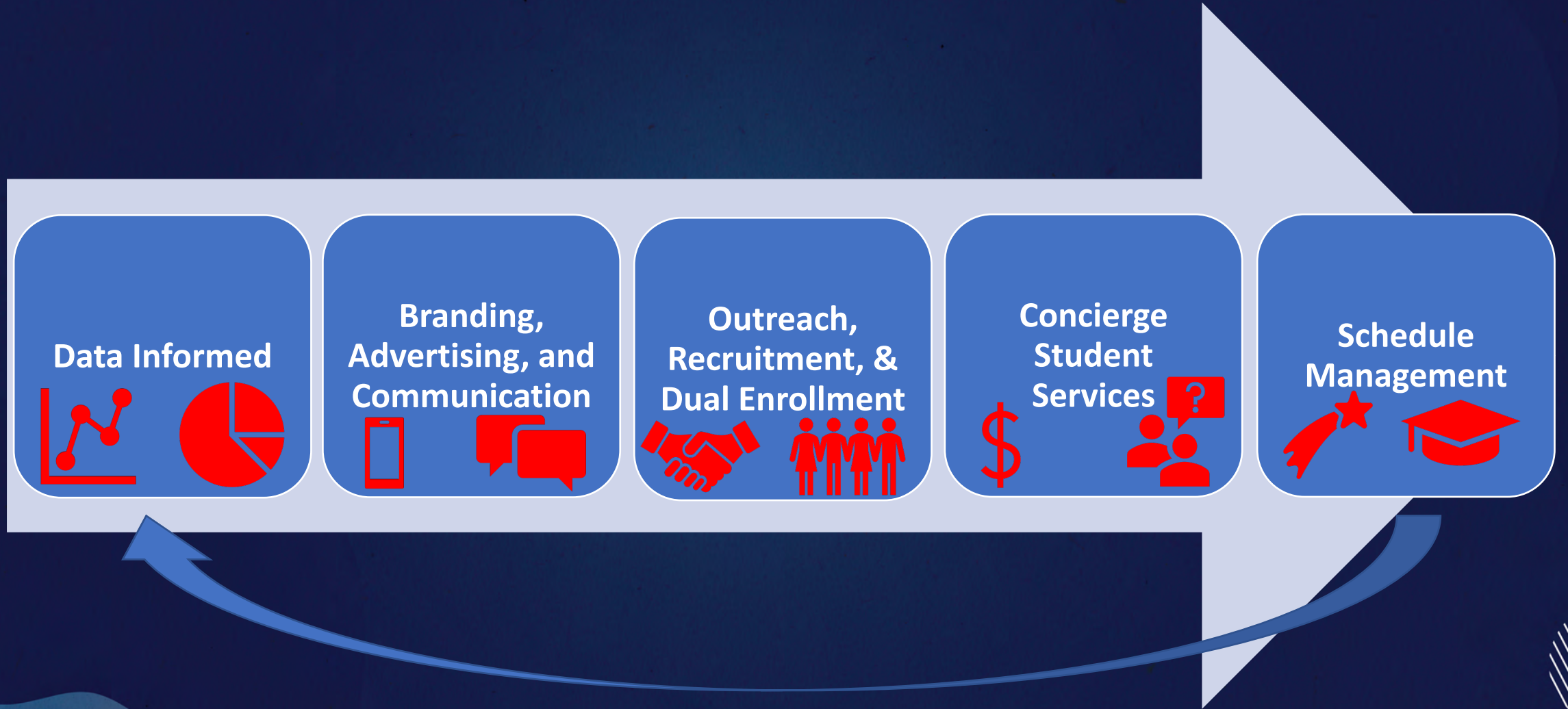
Fall 2020 Student-Centered Funding Formula Metrics Report Wednesday, September 16, 2020

		FTES ⁵						EQUITY			Credit Standard Hours and FTEF ⁷						
		% of Max. FTES ³ ((a+b)/c)	Max. CREDIT FTES cap ⁴ (c)	Credit FTES (a)	Non-Cr Enhanced FTES ⁶	Non-Cr Reg FTES ⁶	Credit Special Admit K12 & Incarcerated FTES (b)	Total FTES	AB540	Promise Grant	Pell Grant	Regular Credit Stndrd Hrs	Hourly Credit Stndrd Hrs	Total Credit Stndrd Hrs	Regular Credit FTEF	Hourly Credit FTEF	Total Credit FTEF
City	2020	73.5%	5,498.43	3,810.63	0.00	0.00	228.14	4,038.78	548	7,040	2,439	1,900	2,066	3,966	129	138	266
	2019 ²	67.1%	6,258.89	3,927.20	435.47	49.77	272.99	4,685.43	636	8,593	4,270	1,997	2,152	4,149	135	144	279
		% of prev yr ¹	87.85%	97.03%	0.00%	0.00%	83.57%	86.20%	86.16%	81.93%	57.12%	95.17%	96.00%	95.60%	95.37%	95.68%	95.54%
East	2020	77.8%	9,279.53	7,087.75	0.00	0.00	127.64	7,215.39	793	12,670	4,269	3,404	4,043	7,447	231	269	499
	2019	88.3%	9,425.47	7,834.92	237.58	373.64	485.59	8,931.73	985	16,211	8,266	3,554	4,387	7,942	239	292	531

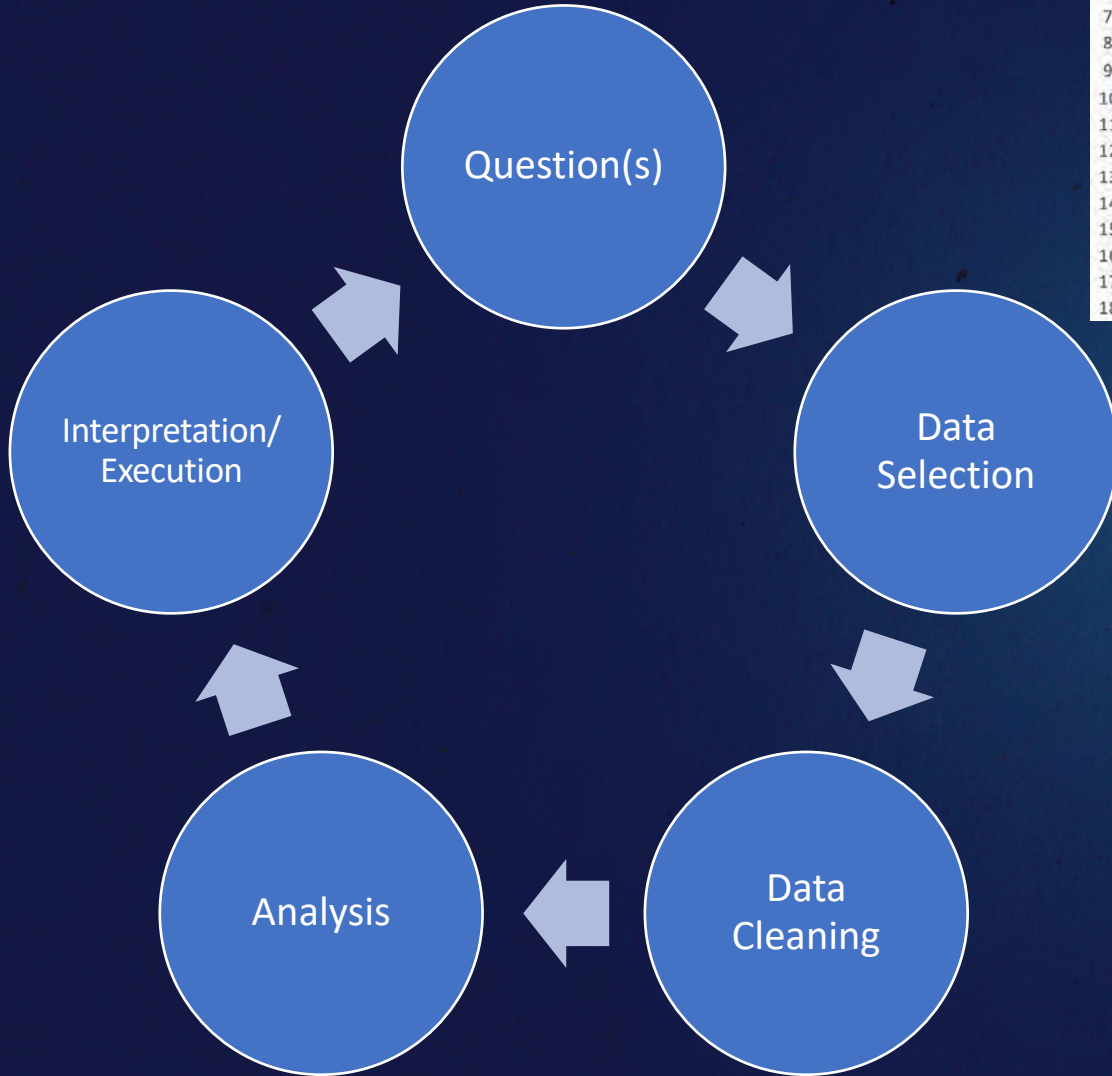
College (LACC) Implementation Strategies

The Kaizen of LACC Enrollment Management

Kaizen--Japanese business philosophy of continuous improvement of working practices



Data Analysis



	A	B	C	D	E	F	G	H	I	J	K
1	Fall 2020										
2	Dept:										
3											
4			FTEF	St. Hours	FTES	Efficiency	Sections	Avg Cl. Size			
5	Allocation		0.0			#DIV/0!		#DIV/0!			
6	Scheduled		0.0	0.0	0.0	#DIV/0!	0	#DIV/0!			
7	Remaining		0.0	0.00	0.0						
8											
9											
10	IDWG	Department	Subject	Course	Unit	St. Hour	Transfe	Last Term	Avg.En	Sect#	Combi
11	IDWG 1	Communication Studies	COMM	COMM 101	3	3	UC-CSU	Fall 2019	36	18	
12	IDWG 1	Communication Studies	COMM	COMM 104	3	3	UC-CSU	Fall 2019	17	1	
13	IDWG 1	Communication Studies	COMM	COMM 106	2	8	CSU	Fall 2019	12	1	
14	IDWG 1	Communication Studies	COMM	COMM 121	3	3	UC-CSU	Fall 2019	38	4	
15	IDWG 1	Communication Studies	COMM	COMM 122	3	3	UC-CSU	Fall 2019	36	2	
16	IDWG 1	Communication Studies	COMM	COMM 130	3	3	UC-CSU	Fall 2019	17	1	
17	IDWG 1	Communication Studies	COMM	COMM 151	3	3	UC-CSU	Spring 2019	19	1	
18	IDWG 1	Counseling	COUNSEL	COUNSEL 020	3	3	CSU	Fall 2019	20	1	

Department Chair Planning Data

	A	B	C	D	E	F	G	H	I	J	K	L	M	N	O
1	Credit	#Stud	1.0	2. 1-9	3. 10-14	4. 15-25	5. >25	Total							
2			Class	Stud	Class	Stud	Class	Stud	Class	Stud	Class	Stud	Class	Stud	Av Class
3	2198	Reg	17	0	159	748	55	662	246	5,049	617	23,379	1,094	29,838	27
4	2198	FYE							5	112	66	2,496	71	2,608	37
5	2198	Honors	1	0	29	118	1	11					31	129	4
6	2198	HS			1	9			16	336	62	2,066	79	2,411	31
7	2198	OL.ACD					3	35	4	87	4	150	11	272	25
8	2198	Total	18	0	189	875	59	708	271	5,584	749	28,091	1,286	35,258	
9															
10	2208	Reg	9	0	143	583	56	652	149	2,991	641	25,775	998	30,001	30
11	2208	FYE					1	14	10	197	65	2,632	76	2,843	37
12	2208	Honors			19	80	2	23	1	22	1	31	23	156	7
13	2208	HS	2	0	35	93			8	155	27	908	72	1,156	16
14	2208	OL.ACD									6	323	6	323	54
15	2208	Total	11	0	197	756	59	689	168	3,365	740	29,669	1,175	34,479	
16															
17	Change		1.0	2. 1-9	3. 10-14	4. 15-25	5. >25	Total							
18			Class	Stud	Class	Stud	Class	Stud	Class	Stud	Class	Stud	Class	Stud	
19		Reg											91%	101%	
20		FYE											107%	109%	
21		Honors											74%	121%	
22		HS											91%	48%	
23		OL.ACD											55%	119%	
24		Total											91%	97.8%	
25															

Class Size Distribution

FTES

CREDIT Res	Fall 16	Fall 17	Fall 18	Fall 19	Fall 20
Credit No					
PA	4890	4238	4214	4086	4139
PA	194	169	124	100	
Non-credit	411	444	477	487	
Total	5495	4851	4815	4673	

FTES

STRM	FTEF	FTES_RES	FTES Change	
2178	268	4238	97.7%	3 Year
2188	280	4214	98.2%	2 Year
2198	263	4086	101.3%	1 Year
2208	251	4139		

FTEF w/ FTES

Enrollment

Credit Sect Type	Fall 2019 - Final		Fall 2020 - Current	
	Class Nbr	Enrll	Class Nbr	Enrll
Regular	1094	29,838	1001	29,673
FYE	71	2,608	76	2,818
Honors	31	129	23	159
HS	79	2,411	71	1,218
OL.ACD	11	272	6	317
Total	1286	35,258	1177	34,185

By Section Type

Regular CI		Total	Total		
BeginMonth	Strm	Class Nbr	Enrl Tot	Av C S	
August	2198	1014	27,504	27	
August	2208	874	24,987	29	
September	2198	18	120	7	
September	2208	16	162	10	
October	2198	61	2,215	36	
October	2208	114	3,292	29	
		2198	1093	29839	27
		2208	1004	28441	28

WSCH--DSCH

	HS	Total	Total	
BeginMonth	Strm	Class	Enroll	Av C S
August	2198	37	1,128	30
September	2208	33	999	30
September	2198	42	1,283	31
September	2208	30	757	25
October	2208	1	11	
Total	2198	79	2411	31
	2208	64	1767	28

Dual Enrollment

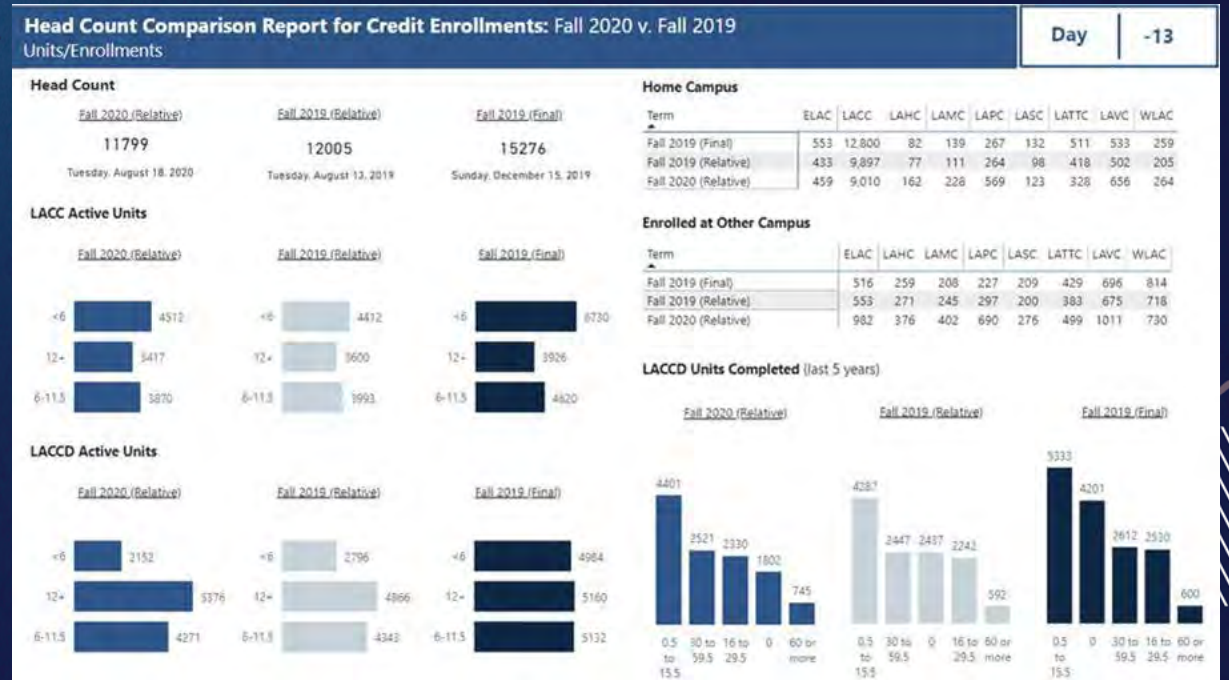
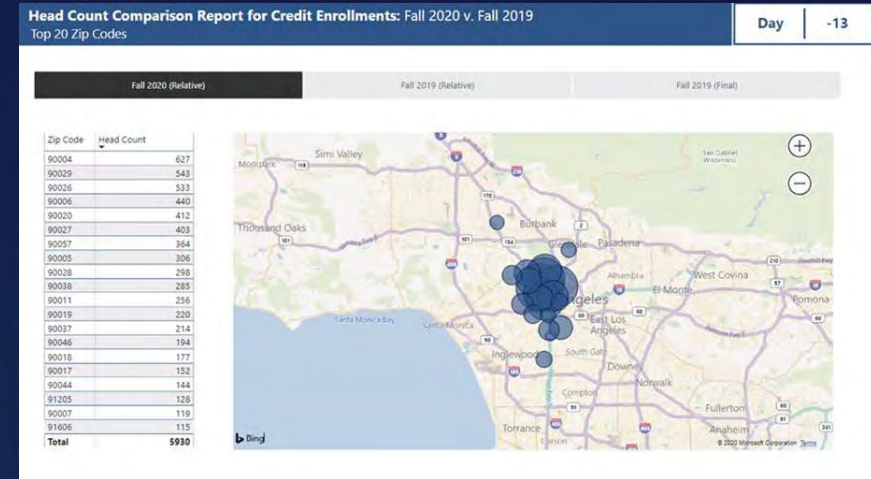
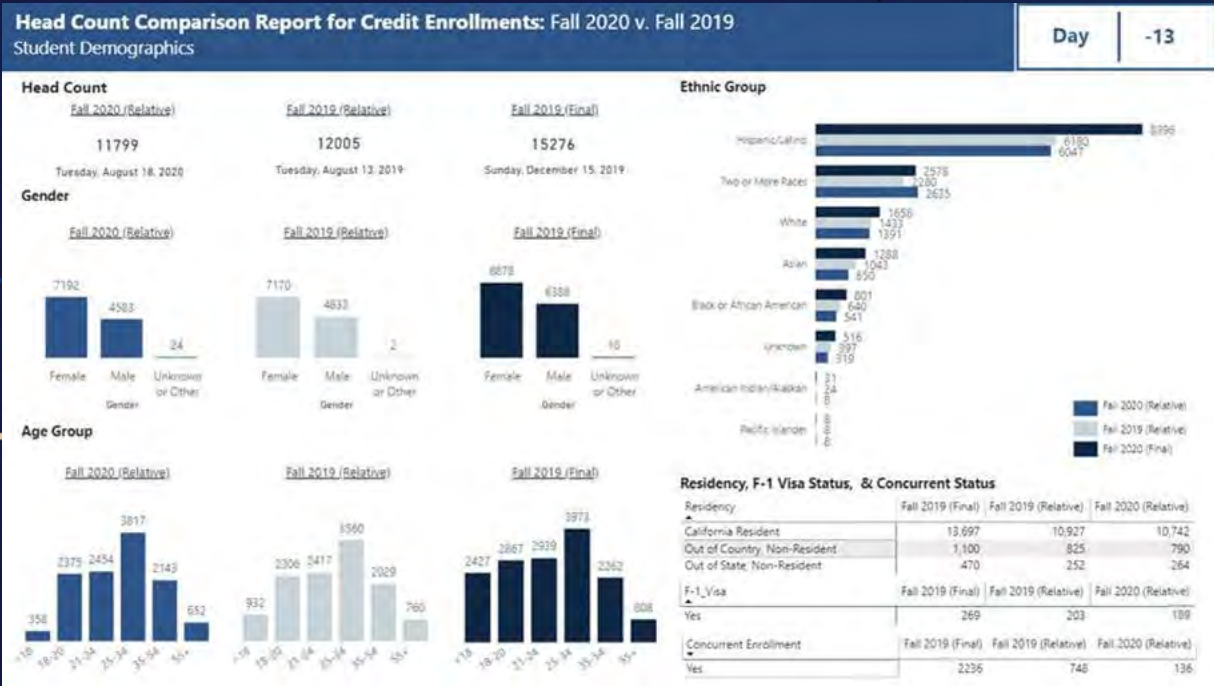
	A	B	C	D	E	F	G	H
1	CSU General Education Breadth Certificate			Winter 2020			Winter 2021	
2	RQ Report Descr	# Req		# Class	Limit		# Class	Limit
3	A1: Oral Communication	1		7	280		7	280
4	A2: Written Communication	1		7	290		7	280
5	A3: Critical Thinking	1		6	245		5	200
6	B1: Physical Science	1		5	260		5	258
7	B2: Life Science	1		11	385		12	449
8	B3: Science Lab	1		11	420		12	502
9	B4: Mathematics/Quantitative Reasoning	1		18	840		18	815
10	C1: Arts (Arts, Cinema, Dance, Music, Theater)	1		9	442		11	470
11	C2: Humanities (Literature, Philosophy, Languages Other than English)	1		9	405		6	345
12	C3: Additional Arts or Humanities Course	1		18	847		17	815
13	D: Social Sciences	3		31	1524		29	1389
14	E1: Lifelong Learning and Self-Development (Non-Activity)	1		13	584		11	514
15					6522			6317

CSUGE Coverage

...and much more



Data Dashboard (loading...)



Branding, Advertising, & Communication

LACCDREAM.com



YOU STILL HAVE
TIME
GET AHEAD!

Hi **{First Name}**,

We have classes just for you! You still have some room in your schedule, and we have an awesome variety of open classes starting on **October 26!**

Get ahead with:

- ACCTG 002 – Intro to Accounting 2 (Section No: 13146)
- CH DEV 001 – Child Growth & Development (Section No: 19846)
- KIN 251-1 – Yoga Skills - I (Section No: 28818)
- PSYCH 002 – Biological Psych (Section No: 29662)

Not the classes you want or need? We've got your back. Browse all open classes, or view open classes by program or department!

Hurry before classes fill up!

OPEN CLASSES

LACC

Digital snow
for your
digital
Winter Session

LACC

Hey there **{First Name}**,

We see you! You're motivated and working hard to get ahead.

Let's get you there faster! You still have some room in your schedule, and we have some open classes that **fulfill high school graduation requirements AND college credits!**

All classes, books, and materials will be **online** and totally **FREE!**

Get some extra college credits with:

- **CINEMA 002** Beginning of Motion Picture Workshop (UC/CSU) (starts 10/26, Section #28091/92)

Meet high school graduation requirements AND get college credits with:

- **CH DEV 001** Child Growth & Development (UC/CSU) (starts 10/26, Section #29727)
- **PSYCH 001** General Psychology I (UC/CSU) (starts 10/26, Section #29728)


Fill out the **K-12** form, make sure you, your parent(s), and your counselor sign it (digital signatures work, too!), then send it over to DualEnrollment@LACityCollege.edu or turn it into your high school counselor.

Have questions?

CONTACT US

LACC

Outreach, Recruitment, & Dual Enrollment



Concierge Student Services



Schedule Management

Administration of Justice
Associate in Arts for Transfer

Administration of Justice
Associate of Arts

Administration of Justice
Certificate of Achievement



Program:	Administration of Justice - Associate in Arts for Transfer (AA-T) Degree
Meta-major:	Social & Behavioral Sciences

Fall Year 1	Winter Year 1	Spring Year 1	Summer Year 1	Fall Year 2	Winter Year 2	Spring Year 2
ADM JUS 001 INTRODUCTION TO ADMINISTRATION OF JUSTICE 3 units	To reduce units in primary terms, it is suggested to take a GE course (3 units)	**LIST A Choose any 3 units	To reduce units in primary terms, it is suggested to take a GE course (3 units)	**LIST A Choose any 3 units	To reduce units in primary terms, it is suggested to take a GE course (3 units)	*Area B2 and/or B3: Life Science (with Laboratory Activity if not satisfied with Area B1) Choose any 3 - 5 units (7 units minimum between Areas B1/B2/B3)
ADM JUS 002 CONCEPTS OF CRIMINAL LAW 3 units		***LIST B Choose any Suggested: MATH 227 STATISTICS <i>Prerequisite: MATH 125 or MATH 167 or Placement by multiple measures</i> Also fulfills Area B4: Mathematics/Quantitative Reasoning requirement 4 units		***LIST B Choose any Also fulfills Area D: Social Sciences #1 requirement 3 - 4 units		*Area D: Social Sciences #3 Suggested: Group 1 or 2 American Institutions 3 units
Area A2: Written Communication ENGLISH 101 COLLEGE READING AND COMPOSITION I <i>Prerequisite: ENGLISH 028 or ESL 008 or Placement by multiple measures; Advisory: ENGLISH 108</i> 3 units		*Area A1: Oral Communication COMM 101 PUBLIC SPEAKING (Advisory: ENGLISH 101) or COMM 121 INTERPERSONAL COMMUNICATION 3 units		*Area D: Social Sciences #2 Suggested: Group 1 or 2 American Institutions 3 units		*Choose additional course(s) if needed to reach 60 units See listing of Full CSU GE or IGETC for suggestions 1 - 9 units
*Area C1: Arts Choose any 3 units		*Area A3: Critical Thinking Choose any 3 units		*Areas B1 and/or B3: Physical Science with Laboratory Activity Choose any with corequisite lab 3 - 5 units		
*Area E: Lifelong Learning and Self Development Choose any 3 units total		*Area C1: Arts or C2: Humanities Choose any 3 - 5 units		*Area C2: Humanities Choose any 3 - 5 units		
Semester Units:	15	16 to 18		15 to 20		As needed to reach at least 60 total units

*For the complete list of CSU GE Breadth requirements, see the LACC Catalog, p.76. Area A2: Written Communication (English 101) and Area B4: Mathematics/Quantitative Reasoning should be taken within the first year. All other GE courses can be taken in any semester. If appropriate, English and Math can be taken in the same semester.

Students who feel they need additional support in order to be successful in English and math should see a counselor for information about support courses, tutoring services, and boot camps.

Major Units:	18 to 19 (7 - 8 units also fulfill GE requirements)
General Education (GE) Units (39 unit minimum):	41 to 47
Additional Units:	1 to 9
Total Units (60 unit minimum):	60



BELIEVE



ACHIEVE

SUCCEED

Thank You!