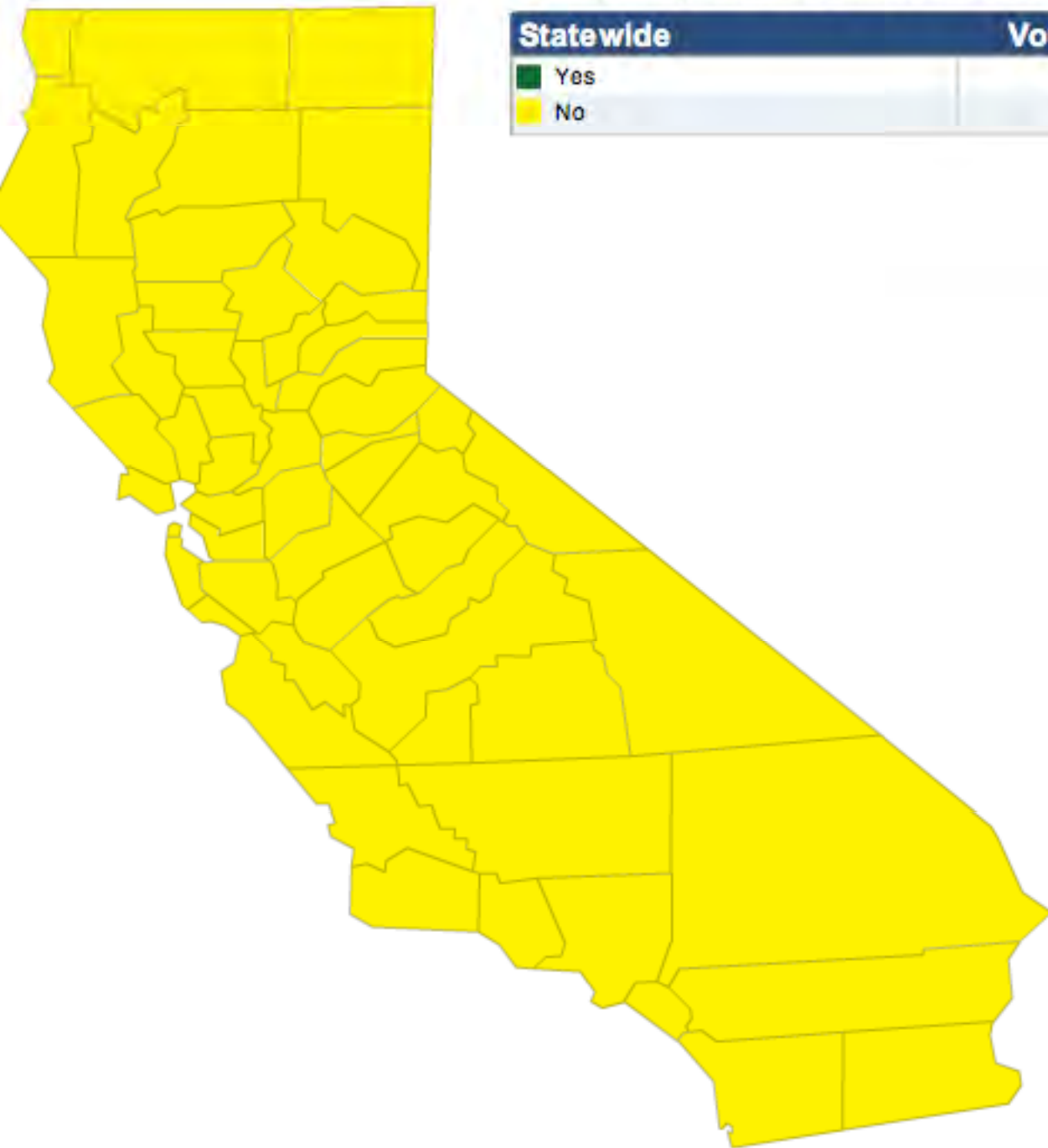


Dollars and Nonsense

Visit our [County Reporting Status](#) page to see when each county last updated its results.

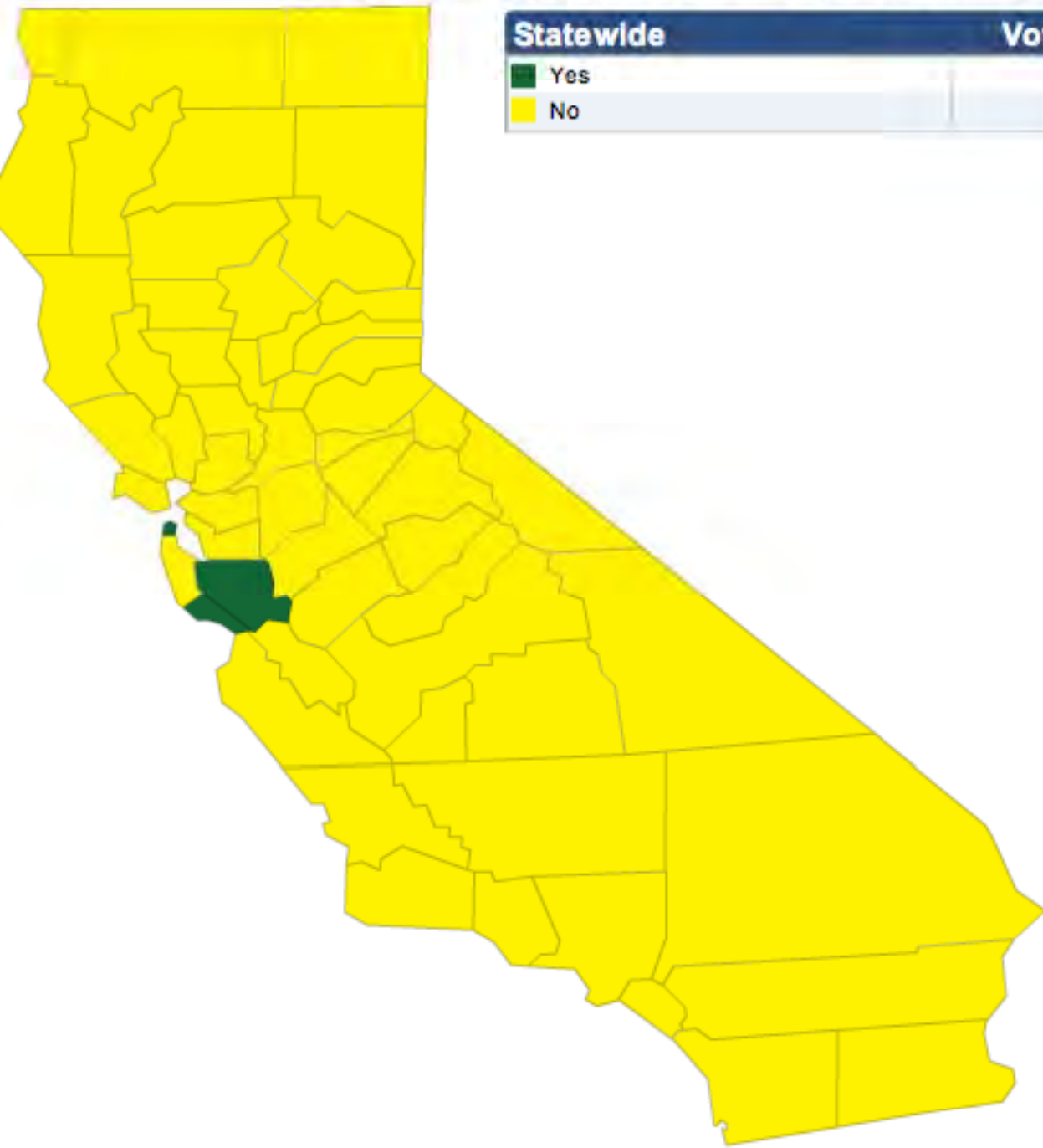


Statewide		Votes	%
■ Yes		1,327,400	34.1%
■ No		2,555,519	65.9%

For county-specific data, move your cursor over a county and refer to the box next to the state map. For statewide totals, move your cursor off the state map and refer to the box next to the state map.

100.0% (17,393 of 17,393) precincts partially
or fully reporting as of May 20, 2009, at 2:46 a.m.

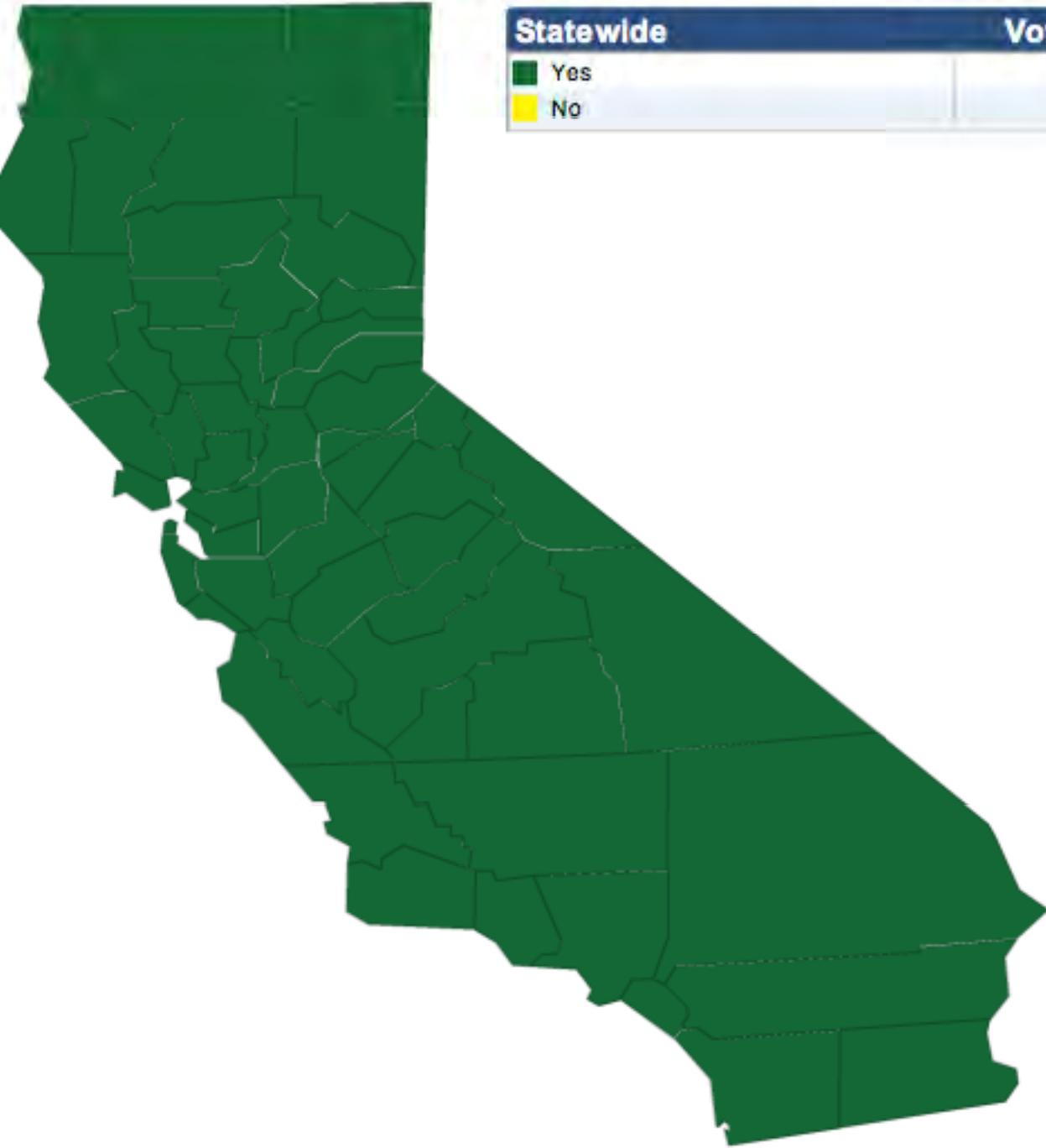
Visit our [County Reporting Status](#) page to see when each county last updated its results.



Statewide		Votes	%
Yes		1,452,535	37.4%
No		2,421,906	62.6%

For county-specific data, move your cursor over a county and refer to the box next to the state map. For statewide totals, move your cursor off the state map and refer to the box next to the state map.

County Reporting as of May 20, 2009, 2:21:16 PM
Visit our [County Reporting Status](#) page to see when each county last updated its results.



Statewide		Votes	%
 Yes		2,859,122	73.9%
 No		1,010,457	26.1%

For county-specific data, move your cursor over a county and refer to the box next to the state map. For statewide totals, move your cursor off the state map and refer to the box next to the state map.

“This is uncharted
political territory.”

Dan Walters, May 20, 2009

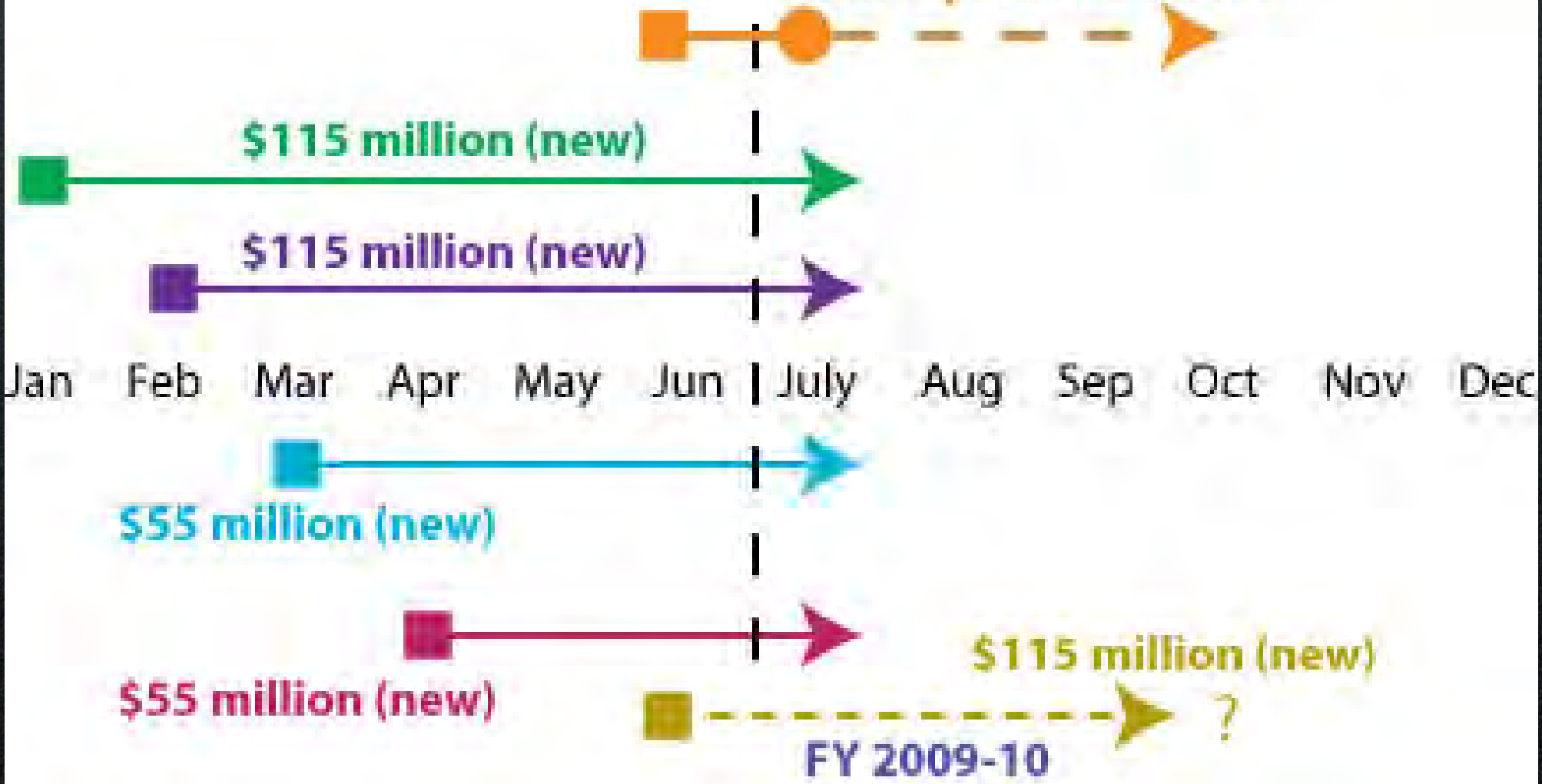
The Proposal

- 2008-09
 - -\$85,000,000 categorical cut (across the board)
 - unspecified flexibility language
 - -\$45,000,000 apportionment shortfall
 - -\$42,100,000 property tax shortfall
- 2009-10
 - -\$334,000,000 categorical cut (across the board)
 - -\$120,000,000 “phys ed” apportionment cut
 - -\$117,600,000 property tax shortfall
 - -\$45,000,000 apportionment shortfall
 - -\$116,900,000 reduction to 1% growth

Community College Apportionment Details

FY 2008-09

\$200 million (existing)
now repaid in October

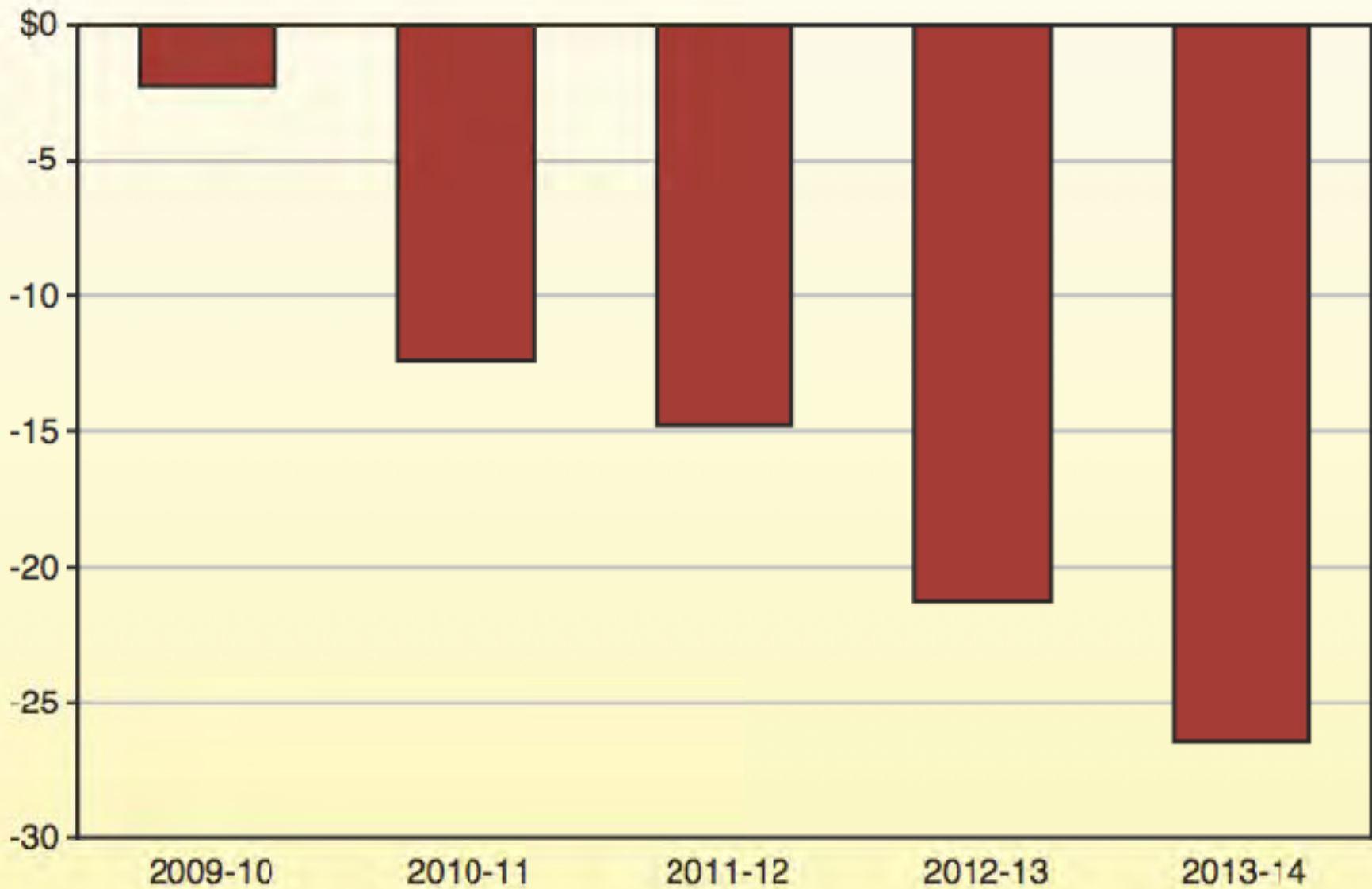


What the cuts mean

- Enrollment - 250,000 lost students
 - Reduction in funding for 56,000 FTES (property tax, apportionment, PE reduction)
 - Expected loss of 50,000 unfunded FTES
 - Equivalent to shutting the University of California
- 49% reduction to categorical programs
- Inflation-adjusted funding per FTES at 1982 level. 11% actual cut from 2006-07.

Operating Shortfalls Projected to Grow Dramatically Throughout Forecast Period

General Fund (In Billions)



here will
e next
overnor
and on
mmunity
lleges?



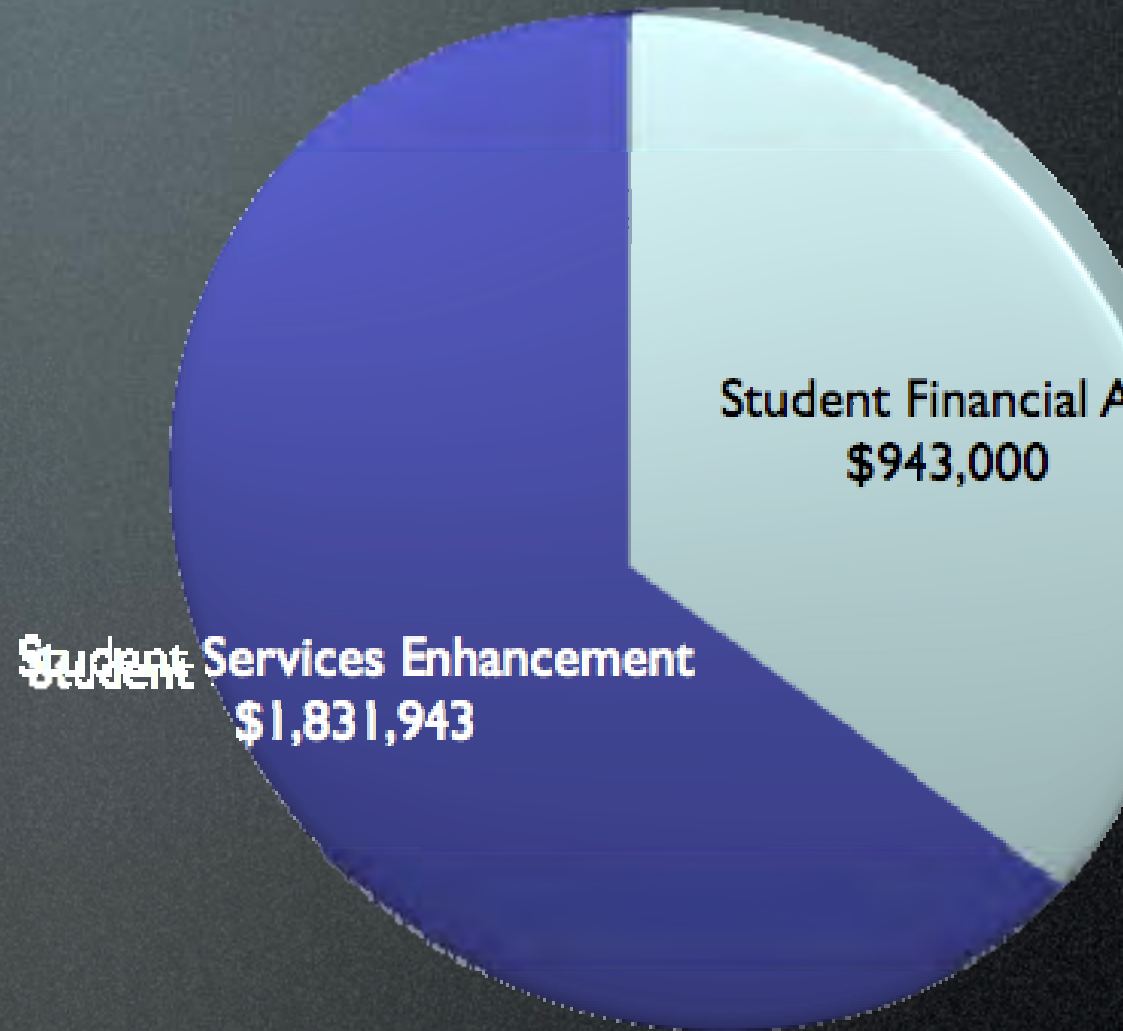
Advocacy

- Regional representatives
 - press conferences
 - district office visits
 - editorial board visits/coordinated media

No matter how hard we
fight, significant cuts
are coming.

Student Fee Proposal

- Raise fees to \$24 per unit, effective Fall 2009 (\$57 million)
- One-third of the revenue to Student Financial Aid Admin
- Two-thirds of the revenue as a Student Services Enhancement Grant
- All future fee revenue (growth and rate increase) would be dedicated to to formula



A Discussion

- Workload Reduction
- Faculty Obligation Number
- 50% Law
- Student Fee Policy
- Other Issues?